
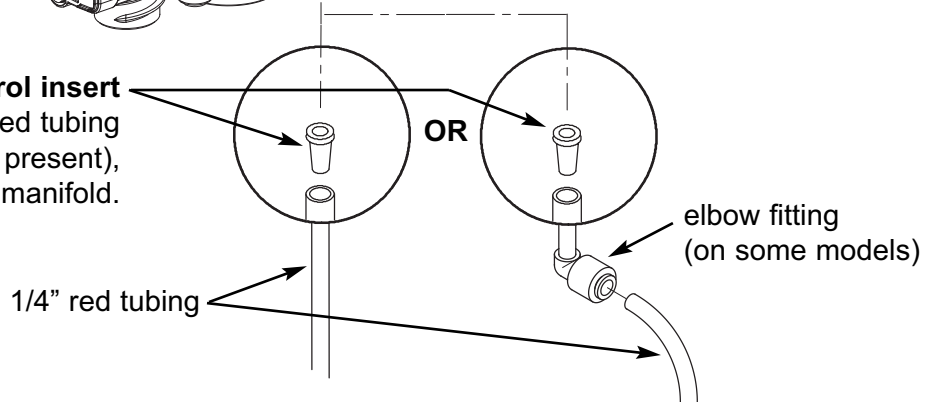


# REPLACEMENT MANIFOLD REMINDER



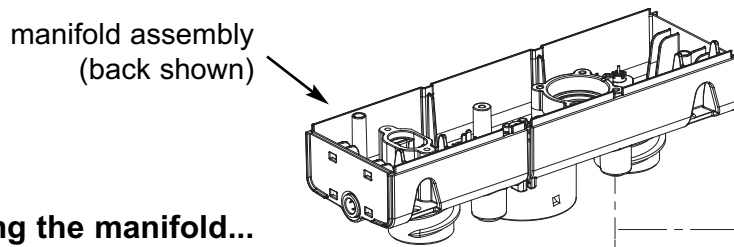
When replacing the manifold...

Make sure the **flow control insert** is in the end of the red tubing (or in the elbow fitting, if one is present), and not stuck inside the old manifold.



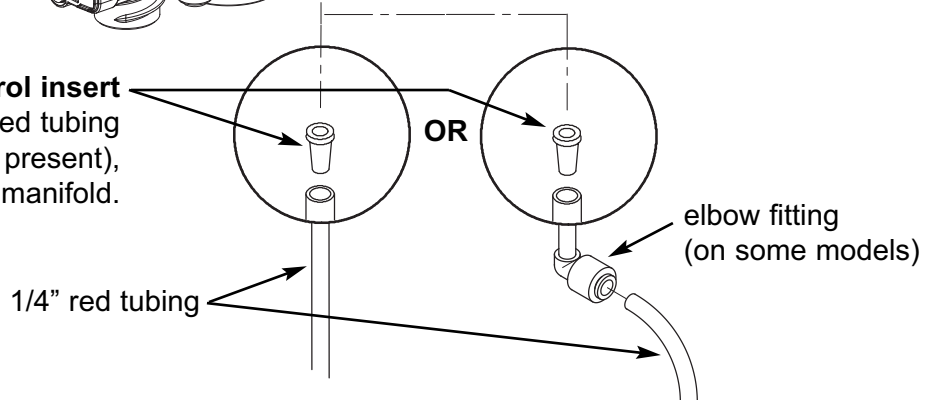
7311216 (Rev. C 5/24/12)

# REPLACEMENT MANIFOLD REMINDER



When replacing the manifold...

Make sure the **flow control insert** is in the end of the red tubing (or in the elbow fitting, if one is present), and not stuck inside the old manifold.



7311216 (Rev. C 5/24/12)